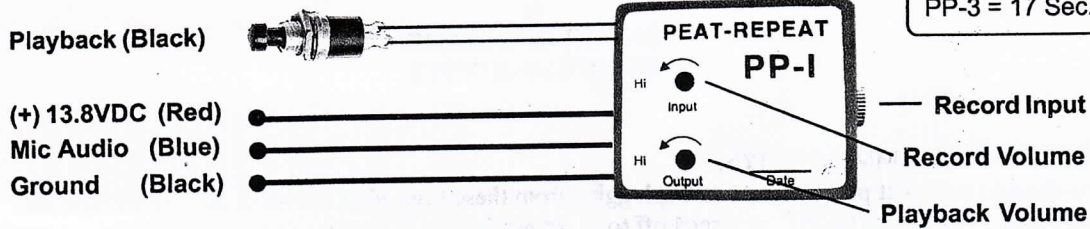


Workman PP-1, PP-2, PP-3 Recordable Sound Modules

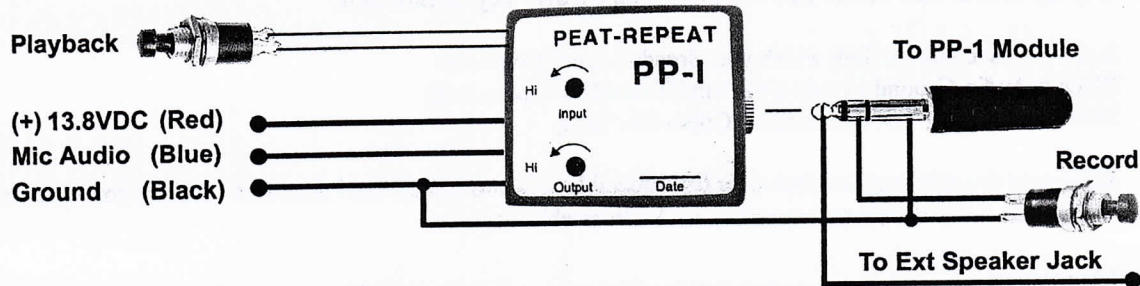
PLAYBACK ONLY WIRING #1



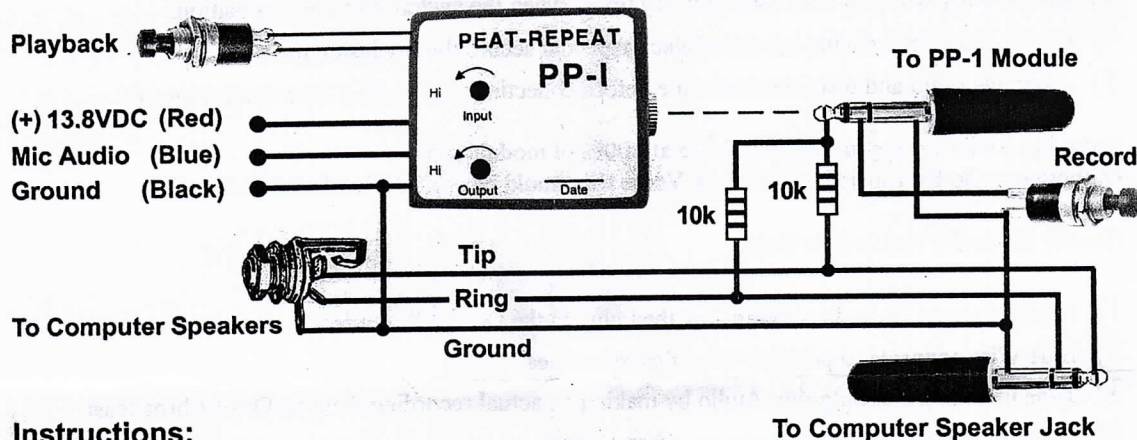
PP-1 = 20 Sec. x 1
 PP-2 = 60 Sec. x 1
 PP-3 = 17 Sec. x 4

(Mic Audio = Pin 2 on most Cobra, Uniden, Galaxy, Connex, General and Magnum Radios)

PLAYBACK & RECORD IN RADIO WIRING #2



RECORD FROM COMPUTER WIRING #3



Instructions:

- * Press the Black playback button while keying mic to play the recorded sound over the air.
- * To Record received sounds from the radio use wiring 2 above and press the red record button.
- * To Record a sound byte from a Computer use wiring 3 above and press the red record button while the sound plays. The Module must be powered to record a sound. Use a Power Supply or Mic Tester to power the module and Do Not leave it powered when removing the plug from the module. Any Cassette or Sound Player can be used instead of a Computer if desired.

Note: The PC Recording cable and Radio Recording cable are sold pre-wired and available from most re-sellers. A Sound Byte CD is also available with hundreds of favorite sounds.

(Model PC-1 In-Radio Recording Cable - Model PC-2 Computer Recording Cable - 2000+ Sound Byte CD)